

TOYOTA TECHNICAL SERVICE BULLETIN

REF.: BRAKES
NO.: BR95-003
DATE: AUGUST 18, 1995
MODEL: ALL MODELS


INTRODUCTION OF BRAKE SHIM KITS & BRAKE FITTING KITS

Page 1 of 2


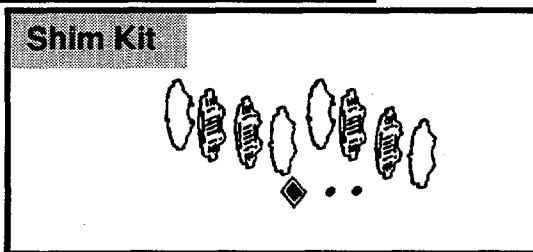
Full brake kits, with complete hardware, have been discontinued. Shim kits and fitting kits for the front and rear brakes are now available separately, along with previously released pad kits.

SUPPLY PARTS CHANGES:


DISCONTINUED PARTS:



NEW PARTS:



UNCHANGED PARTS:



.....
Index # 042958
.....

TOYOTA MOTOR SALES U.S.A., INC.


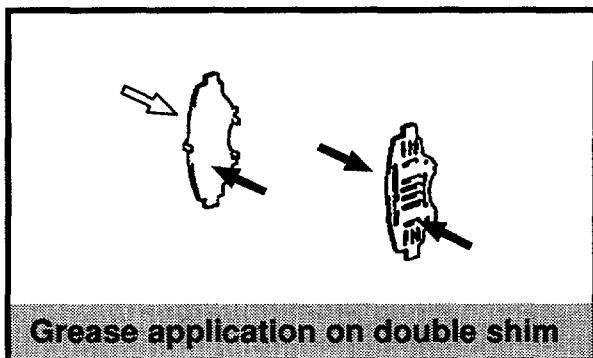


PART NUMBER INFORMATION:

For the part numbers of these shim and fitting kits, please consult the most recent Toyota Parts Pricing book.

SERVICE INSTRUCTIONS:

1. All vehicles are to be inspected to insure that the integrity of the complete brake system is maintained. When replacing worn pads, you should replace the shims, wear indicators, (wear indicators may be riveted onto pads for some models) and shim grease at the same time using the pad kits and new shim kit. Vehicles found to need extensive hardware replacement, including anti-squeal springs and support plates, should be repaired using the pad kit, shim kit and fitting kit, which together include all hardware components.
2. When applying shim grease, apply a thin layer over the shim faces as indicated below.



➡ = Apply shim grease on this face.

➡ = Do not apply shim grease on this face (piston side).

3. Anti-squeal springs and support plates may be reused if they are in good condition. When reusing anti-squeal springs and support plates inspect them for appropriate rebound and no deformation, burrs, cracks, wear, rust, or foreign materials.